

Link

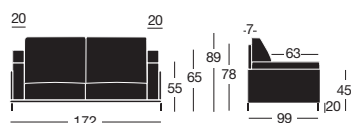
Gruppo Fox Design



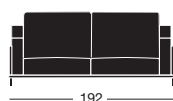
- **STRUTTURA** in multistrato e derivati legno, rivestita in poliuretano espanso, il tutto rivestito in vellutino.
- **CUSCINI SEDUTA** in poliuretano espanso a quote differenziate rivestito con un trapuntino in vera piuma, il tutto ricoperto di puro cotone a tenuta di piuma.
- **CUSCINI SCHIENALE** in vera piuma, con inserto in espanso morbido, ricoperti in tessuto di puro cotone a tenuta di piuma.
- **RIVESTIMENTI** in tessuto completamente sfoderabili. Profili in tessuto in tinta o in contrasto.
- **PIEDI** a vista CONICI (diametro da mm 30 a mm 15) in fusione di alluminio disponibili nella finitura lucida o verniciata bronzo, oppure Piedi a vista CILINDRICI (diametro mm 20) in acciaio disponibili nella finitura cromata lucida o verniciata bronzo.

- **STRUCTURE** in plywood and wood derivatives, covered in polyurethane foam, all covered in velvet.
- **SEAT CUSHIONS** in differentiated-density polyurethane foam covered with a real feather quilt, all covered in pure feather-tight cotton.
- **BACK CUSHIONS** in real feather, with insert in soft foam, covered in feather-tight pure cotton fabric.
- **Fully removable FABRIC COVERS.** Profiles in matching or contrasting fabric.
- **CONICAL visible FEET** (diameter from 30 mm to 15 mm) in cast aluminum available in polished or bronze painted finish, or **CYLINDRICAL** exposed feet (diameter 20 mm) in steel available in polished chrome or bronze painted finish.

- **STRUKTUR** aus Sperrholz und Holzderivaten, mit Polyurethanschaum überzogen, alle mit Samt überzogen.
- **SITZKISSEN** aus Polyurethanschaum mit unterschiedlicher Dichte, überzogen mit einer echten Federbettdecke. Alle Kissen sind aus reiner, federdichter Baumwolle.
- **RÜCKENKISSEN** aus echter Feder mit weicher Schaumstoffeinlage, bezogen mit federdichtem Baumwollgewebe.
- **Vollständig abziehbare STOFFBEZÜGE.** Profile aus passendem oder kontrastierendem Stoff.
- **CONICAL-Sichtfüße** (Durchmesser von 30 bis 15 mm) aus Aluminiumguss, erhältlich in polierter oder bronzefarbener Ausführung, oder **CYLINDRICAL-Sichtfüße** (Durchmesser 20 mm) aus Stahl, erhältlich in polierter Chrom- oder bronzefarbener Ausführung.



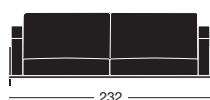
LINCD172



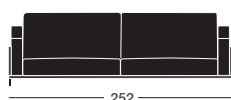
LINCD192



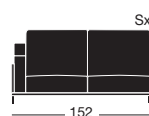
LINCD212



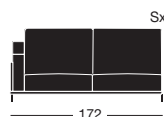
LINCD232



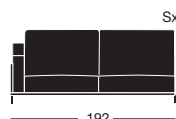
LINCD252



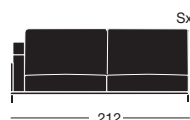
LINCT152 Dx/Sx



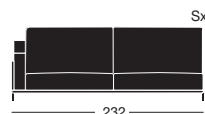
LINCT172 Dx/Sx



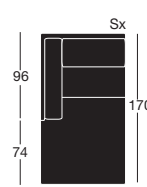
LINCT192 Dx/Sx



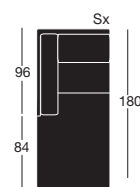
LINCT212 Dx/Sx



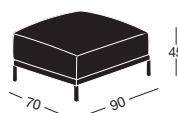
LINCT232 Dx/Sx



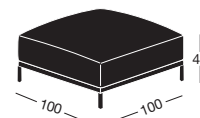
LINCR170 Dx/Sx



LINCR180 Dx/Sx



LINCPF70



LINCPF100



LINCCS50